



Servicios Industriales
DEL PACÍFICO

CATÁLOGO
2023





TABLE OF CONTENTS

- Hand Tools | 6 – 53
- Knockouts | 54 – 103
- Power Tool Accessories | 104 – 133
 - Cutting | 134 – 147
 - Bending | 148 – 185
 - Fishing | 186 – 199
 - Cable Pulling | 200 – 239
- Wire & Cable Termination | 240 – 367
- Test & Measurement | 368 – 491
- Storage & Material Handling | 492 – 521



STORAGE

Contractors rely on Greenleestorage solutions to keep product safe, stay organized and get the job done efficiently. From storage chests to field offices, Greenleestorage and handling solutions are built to stand up to the toughest job site conditions.


CONTENTS

Field Offices	494
Chest Boxes	498
– Heavy-Duty Jobsite Chests	498
– Welder’s Boxes	499
Piano-Style Boxes	500
– Slant-Top Boxes	500
– Flat-Top Boxes	501
Cabinets	502
– Utility Cabinets	502
– Mesh Cabinets	503
– Bi-Fold Cabinets	503
– Mobile Workbench	504
Parts & Accessories.....	505



MINI COMPACT FIELD OFFICE BOX

MOBILE TECH-READY WORKSTATION



Auto-Locking Gas Spring
Provides safer closing of door and helps prevent accidental drops



Narrow Design
Fits through 36" doorways

Bracket-mount
Accommodates up to 40" TV monitors
*Mounting kit not included

Weather Resistant Stripping
Helps prevent moisture from getting inside the box


Sliding Shelf
Pull-out storage for laptop or keyboard

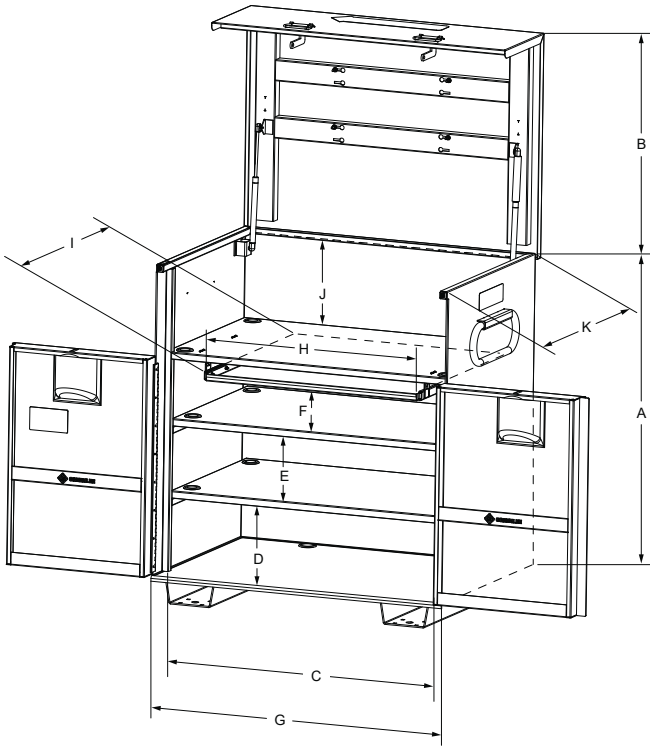
Cable Pass-Through Holes
Contains cable holes for an organized work space

Mini-CFO

Non-Marking Casters
Includes 2 swivel locking and 2 rigid wheels

Covered Padlock Guard
Protects, locks and improves security
*Padlock not included





SPECIFICATIONS

Height (Without Casters)	48.25"
Height (Top Open)	79.5"
Width (Doors Open)	87.5"
Weight	427 lb

DIMENSIONS

A	B	C	D	E	F	G	H	I	J	K
44.5"	31"	42"	10.25"	9"	6"	44"	31.5"	17"	13"	32"

CAT. NO.	UPC NO.	DESCRIPTION
MINI-CFO	783310064749	Mini Compact Field Office



8060-DLX

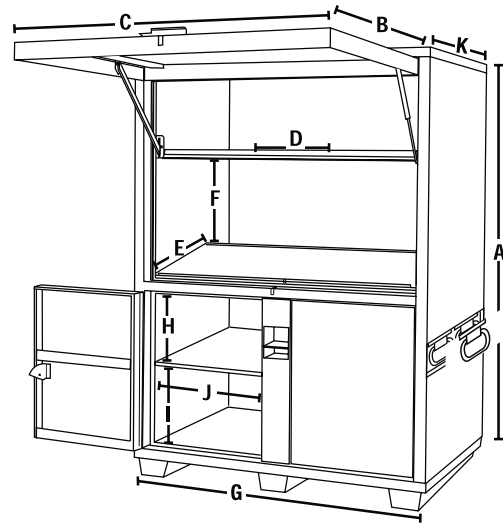
Field Offices

- Slanted work surface with lockable, concealed storage area
- Concealed lock protectors protect locks from drilling and cutting
- Weatherstripping on doors to help protect documents and tools from the elements
- Lid with heavy-duty gas spring and a locking arm for ease of opening and safety
- Shelving throughout, for organizing and storing jobsite tools and supplies (8060-DLX)
- Bracket-mount 55" (7060-CFO)
- Grooved front doors for ease of opening and storage compartment access
- Patented, ergonomically designed fold-down recessed handles
- Continuous, non-removable pin hinges
- Overlapping corners, rolled edges, and strategically placed reinforcements for added strength
- Recommend #1 and #5 Master Lock® padlocks or equivalent
- Welded 16-gauge steel construction for durability
- Transportable with forklift
- Optional casters available for increased mobility

SPECIFICATIONS	8060-DLX	7060-CFO
Capacity FT ³	60.4	–
Weight	549 lb (249 kg)	450 lb (204 kg)



7060-CFO



DIMENSIONS

	A	B	C	D	E	F	G	H	I	J	K
8060-DLX	80"	41.6"	54.5"	20.6"	26.8"	19.2"	59"	14"	15.5"	23"	42"
7060-CFO	41.6"	54.5"	–	26.8"	–	59"	14"	15.5"	23"	30.5"	–



Optional casters available for increased mobility. See page 505 for options.

CAT. NO.	UPC NO.	DESCRIPTION
8060-DLX	783310047193	Field Office
7060-CFO	783310039648	Compact Field Office with casters



Four Door Compact Field Office

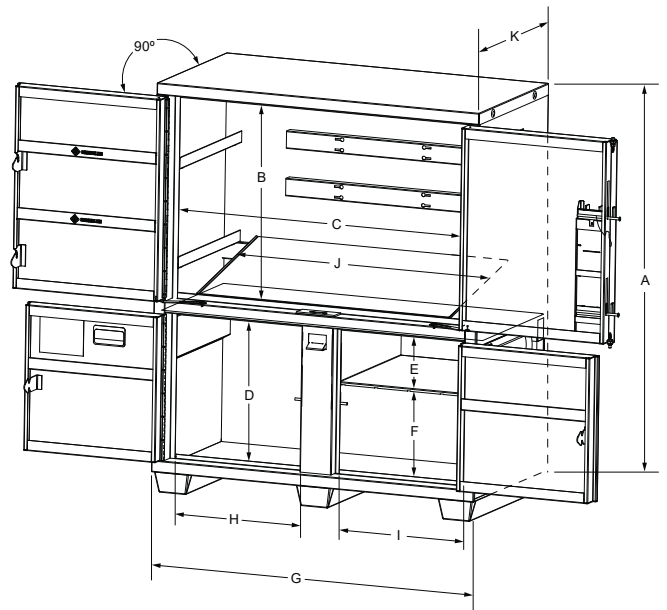
- Sized to fit 36" doorways
- Ability to mount up to a 55" monitor
- Removable shelving to accommodate larger items that may need to be stored or installed
- Sliding shelf for pull-out storage of laptop, keyboard, etc.
- Automatic locking gas spring secures lid in upright position
- Weather resistant stripping to help prevent moisture from getting into the box
- Cable pass-through holes for easy installation
- Casters not included

SPECIFICATIONS

Height (Without Casters)	70.3"
Width (Doors Open)	111"
Weight	467 lb



Optional casters available for increased mobility. See page 505 for options.



DIMENSIONS

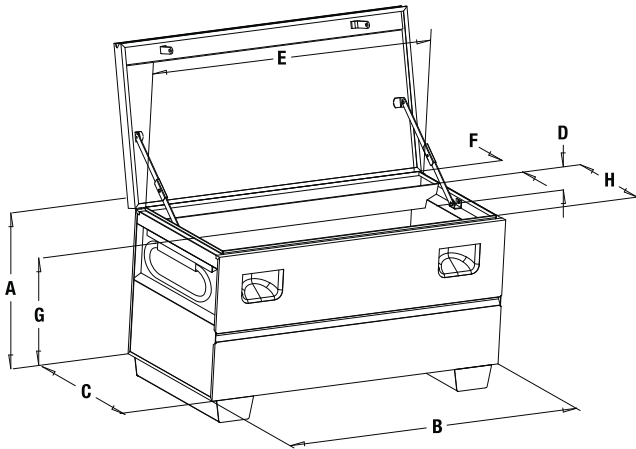
A	B	C	D	E	F	G	H	I	J	K
70"	33.5"	52.5"	24"	8.5"	14.5"	59"	23"	23"	46"	30"

CAT. NO.	UPC NO.	DESCRIPTION
4D-CFO	783310064756	Compact Field Office

CHESTS



2460



Optional casters available for increased mobility. See page 505 for options.

Heavy-Duty Jobsite Chests

- Recessed and concealed lock protectors for maximum security against drilling and cutting locks (Model 1332 and 1636 one lock protector only)
- Finger-groove lid handle for easy opening
- Convenient storage tray on back wall for small items (Models 2448, 2460, 2472, 3048)
- "X" models do not include rear tray for larger opening
- Heavy-duty piano hinges with non-removable pin
- Patented, ergonomically designed fold-down recessed handles
- Angled 3-1/2" high support skids feature threaded holes for easy caster installation
- Welded 16-gauge steel construction for durability
- Recommend #1 and #5 Master Lock® padlocks or equivalent

SPECIFICATIONS

	1332	1636	2142	2448	2460	3048	2472
Capacity FT ³	4.9	6.7	9.7	16.6	20.8	25	25
Weight	78 lb (35 kg)	101 lb (46 kg)	124 lb (56 kg)	159 lb (72 kg)	184 lb (83 kg)	200 lb (91 kg)	214 lb (97 kg)

DIMENSIONS

	A	B	C	D	E	F	G	H	I
1332	14"	32"	19"	—	29.5"	—	—	—	16.75"
1636	17"	36"	19"	—	33.5"	—	—	—	16.75"
2142	20"	42"	20"	—	39.5"	—	—	—	17.75"
2448	25"	48"	24"	4"	45.5"	4"	19"	15.5"	21.75"
2448X	25"	48"	24"	—	45.5"	—	—	15.5"	21.75"
2460	25"	59"	24"	4"	57.5"	4"	19"	15.5"	21.75"
2460X	25"	59"	24"	—	57.5"	—	—	15.5"	21.75"
3048	30"	48"	30"	4"	45.5"	4"	24"	21.5"	27.75"
3048X	30"	48"	30"	—	45.5"	—	—	21.5"	27.75"
2472	25"	72"	24"	4"	69.5"	4"	19"	15.5"	21.75"
2472X	25"	72"	24"	—	69.5"	—	—	15.5"	21.75"

CAT. NO.	UPC NO.	DESCRIPTION
1332	783310387176	Storage chest without tray
1636	783310387183	Storage chest without tray
2142	783310316510	Storage chest without tray
2448	783310232735	Storage chest
2448X	783310008521	Storage chest without tray
2460	783310233633	Storage chest
2460X	783310008583	Storage chest without tray
3048	783310233626	Storage chest
3048X	783310008538	Storage chest without tray
2472	783310074830	Storage chest
2472X	783310008590	Storage chest without tray



1230

Welder's Boxes

- Protects small tools and supplies and comes with a single lock hasp for use with padlock
- Compact side handles for easy portability
- Heavy-duty hinges, plus chain connector to hold lid in open position
- Welded 16-gauge steel construction for durability
- Recommend #1 and #5 Master Lock® padlocks or equivalent

SPECIFICATIONS

	1230	1531
Capacity FT ³	3.3	4.8
Height	12"	15"
Width	30"	31"
Depth	16"	18"
Weight	42 lb (19 kg)	52 lb (24 kg)

CAT. NO.	UPC NO.	DESCRIPTION
1230	783310315100	Welder's box
1531	783310232742	Welder's box

PIANO-STYLE BOXES



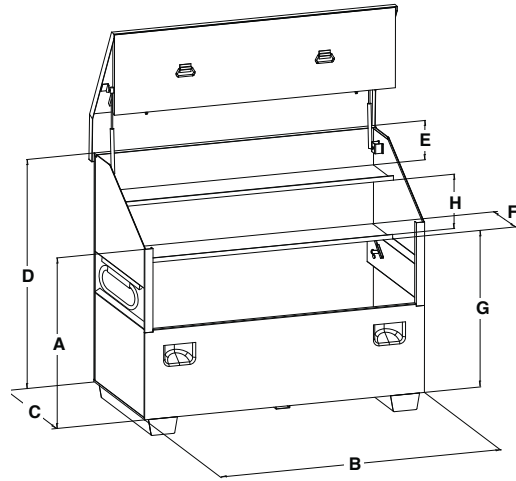
3648

Slant-Top Boxes

- Large capacity storage with traditional slant-top design
- Recessed and concealed lock protectors provide maximum security against drilling and cutting locks
- Channel reinforcements on lid, lock side panels into lid for added security when closed
- Hinged lower shelf enables storage of larger items
- Angled 3-1/2" high support skids feature threaded holes for easy caster installation
- Angled handle recess prevents pinch points
- Features two reinforced steel shelves with large lip to prevent items from rolling off (Model 2260, one shelf only)
- Model 2260 comes with lid support to form waist-high, flat work area
- Patented, ergonomically designed fold-down recessed handles
- Welded 16-gauge steel construction for durability
- Recommend #1 and #5 Master Lock® padlocks or equivalent

SPECIFICATIONS

	2260	3648	3660
Capacity FT ³	32	34	44
Weight	273 lb (124 kg)	270 lb (123 kg)	314 lb (142 kg)



DIMENSIONS

	A	B	C	D	E	F	G	H
2260	32"	60"	32"	36"	12"	12"	21"	—
3648	34"	48"	30"	48"	5"	12"	27"	11"
3660	44"	60"	30"	48"	5"	12"	27"	11"



Hinged Lower Shelf



Optional casters available for increased mobility. See page 505 for options.

CAT. NO.	UPC NO.	DESCRIPTION
2260	783310232704	Slant-top box
3648	783310232766	Slant-top box
3660	783310231967	Slant-top box



Flat-Top Boxes

- Flat-top design provides more storage capacity for tall, bulky items, plus a large work surface for jobsite plans
- Recessed and concealed locks protectors for maximum security against drilling and cutting lock
- Channel reinforcements on lid, lock side panels into lid for added security when closed
- Hinged lower shelf allows for easy storage of larger objects (except Model 3360)
- Side-wall storage (except Model 3360)
- Double hinge cover folds up and out of the way
- Angled 3-1/2" high support skids feature threaded holes for easy caster installation
- Patented, ergonomically designed fold-down recessed handles
- Welded 16-gauge steel construction for durability
- Recommend #1 and #5 Master Lock® padlocks or equivalent

SPECIFICATIONS

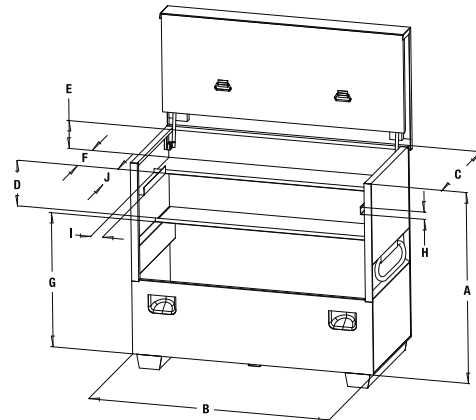
	3360	4848	4860	4872
Capacity FT ³	34.5	40	50	60
Weight	256 lb (116 kg)	283 lb (128 kg)	358 lb (162 kg)	373 lb (169 kg)



Hinged Lower Shelf



Optional casters available for increased mobility. See page 505 for options.



DIMENSIONS

	A	B	C	D	E	F	G	H	I	J
3360	33"	59"	30"	—	12.5"	12"	20"	—	—	—
4848	48"	48"	30"	11"	7"	12"	27"	2"	3"	17"
4860	48"	59"	30"	11"	7"	12"	27"	2"	3"	17"
4872	48"	72"	30"	11"	7"	12"	27"	2"	3"	17"

CAT. NO.	UPC NO.	DESCRIPTION
3360	783310387190	Flat-Top box
4848	783310350439	Flat-Top box
4860	783310350576	Flat-Top box
4872	783310074878	Flat-Top box

CABINETS



5660LH

Utility Cabinets

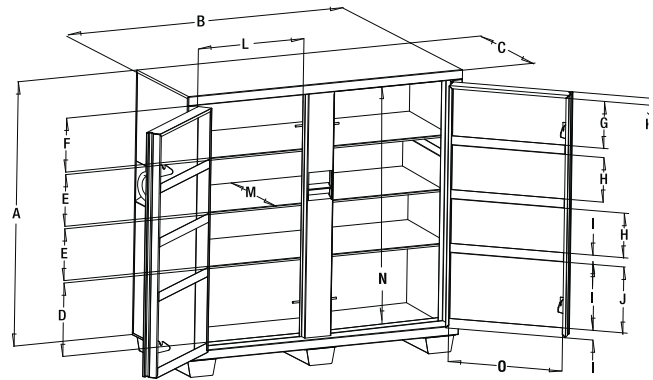
- Recessed and concealed locks protectors for maximum security against drilling and cutting lock
- Flush-mounted doors
- Finger-groove door handles
- Front-door storage
- Large, lower storage areas for bigger items
- Angled 3-1/2" high support skids feature threaded holes for easy caster installation
- Three 3-1/2" high support skids
- Weather-resistant design
- Open storage for shovels, picks, brooms and other long-handled tools (Model 5660LH only)
- Patented, ergonomically designed fold-down recessed handles
- Welded 16-gauge steel construction for durability
- Recommend #1 and #5 Master Lock® padlocks or equivalent

SPECIFICATIONS

	5660L	5660LH	5760TD
Capacity FT ³	46	46	59.3
Weight	389 lb (176 kg)	375 lb (170 kg)	441 lb (200 kg)



Optional casters available for increased mobility. See page 505 for options.



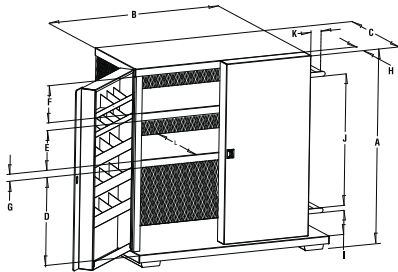
DIMENSIONS

	A	B	C	D	E	F	G	H	I	J	K	L	M	N	O
5660L	56"	59"	24"	15"	10.5"	11.5"	10"	10"	2"	14"	3"	23"	20.5"	50.5"	24"
5660LH	56"	59"	24"	15"	10.5"	11.5"	10"	10"	2"	14"	3"	23"	20.5"	50.5"	24"
5760TD	56"	59"	30"	15"	10.5"	11.5"	10"	10"	2"	14"	3"	23"	26.5"	50.5"	24"

CAT. NO.	UPC NO.	DESCRIPTION
5660L	783310386599	Utility cabinet
5660LH	783310074861	Utility cabinet
4860	783310350576	Utility cabinet



5060MESH



Mesh Cabinets

- High-visibility mesh screen on three (3) sides
- Doors have a total of 48 individual compartments to organize smaller tools and materials
- Platform for long-handle tools
- Sturdy handle for mobility
- Supplied with two (2) swivel casters and two (2) rigid 4" (102 mm) casters for easy mobility (Model 696)
- Welded 16-gauge steel construction for durability
- Recommend #1 and #5 Master Lock® padlocks or equivalent

SPECIFICATIONS

Capacity FT ³	37.3
Weight	401 lb (182 kg)

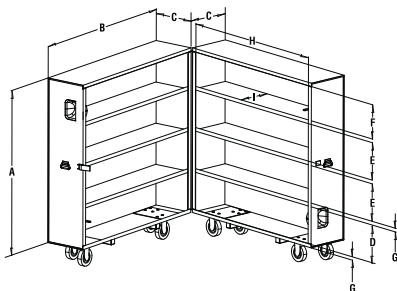
DIMENSIONS

A	B	C	D	E	F	G	H	I	J	K	L
52"	48"	28"	22"	10.5"	10"	2"	4"	5"	35"	5.5"	23"

CAT. NO.	UPC NO.	DESCRIPTION
5060MESH	783310044604	Mesh cabinet



5860



Bi-Fold Cabinet

- Maximum storage capacity with minimum floor space requirements
- Four (4) individual 15" D x 14-1/2" H x 59" W (381 x 368 x 1524 mm) storage compartments on each side
- Reinforced steel shelves welded in place for added strength and durability
- All shelves feature large front lip to keep small items from rolling off
- Each bi-fold section is mounted on four casters for easy opening and closing
- Six (6) swivel and two (2) rigid 6" (152 mm) casters included for easy mobility (Models 503 and 603)
- Welded 16-gauge steel construction for durability
- Recommend #1 and #5 Master Lock® padlocks or equivalent

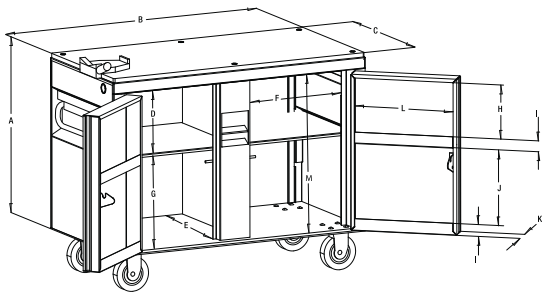
SPECIFICATIONS

Capacity FT ³	60.4
Weight	549 lb (249 kg)

DIMENSIONS

A	B	C	D	E	F	G	H	I
58"	59"	15"	13"	13"	12"	1"	57"	14.5"

CAT. NO.	UPC NO.	DESCRIPTION
5860	783310350682	Bi-Fold cabinet
04339	783310043393	Latch Repair Kit (5860)



Mobile Workbench

- Tough composition board work surface on top with built-in chain vise and telescoping wrench stop
- Removable self-stored shelf enables storage of larger items
- Supplied with two (2) locking swivel casters and two (2) rigid 6" (152 mm) casters for easy mobility (Model 703)
- Recessed and concealed lock protectors for maximum security against drilling and cutting lock
- Finger-groove door handles
- Large lower storage areas for bigger items
- Continuous, non-removable hinge pins to prevent theft
- Patented, ergonomically designed fold-down recessed handle
- Includes heavy-duty chain vise (3548 only)
- Welded 16-gauge steel construction for durability
- Recommend #1 and #5 Master Lock® padlocks or equivalent

SPECIFICATIONS

Capacity FT ³	20
Weight	293 lb (133 kg)

DIMENSIONS

A	B	C	D	E	F	G	H	I	J	K	L	M
30"	48"	24"	11"	20.5"	17.5"	15"	9.5"	2"	13"	3"	17"	27"

CAT. NO.	UPC NO.	DESCRIPTION
3548	783310312291	Mobile workbench with chain vise
3548X	783310015130	Mobile workbench without chain vise

PARTS & ACCESSORIES



503/603



696/697

CASTER SELECTION CHART

STORAGE BOX CAT. NO.	CASTER CAT. NO.			
	503	603	703	696
1332	X	X	X	X
1636	X	X	X	X
2142	X	X	X	X
2448	X	X	X	X
2460	X	X	X	X
3048	X	X	X	X
2472	X	X	X	X
1230	-	-	-	-
1531	-	-	-	-
5060MESH	X	X	X	Included
3360	X	X	X	X
4848	X	X	X	X
4860	X	X	X	X
4872	X	X	X	X
2260	X	X	X	X
3648	X	X	X	X
3660	X	X	X	X
5660L	X	X	X	X
5660LH	X	X	X	X
5760TD	X	X	X	X
5860	Included	Included	X	-
3548	X	X	Included	-
8060DLX	X	X	X	X

Casters

- Caster bolt pattern 2-7/8" x 3-1/4"
- Polyolefin-injected molded hard casters: stain-resistant, chemical-resistant and non-marking

SPECIFICATIONS

	503	603	703	696	697
Diameter	6 in (152 mm)	6 in (152 mm)	6 in (152 mm)	4 in (102 mm)	4 in (102 mm)
Tread	2 in (51 mm)	2 in (51 mm)	2 in (51 mm)	2 in (51 mm)	2 in (51 mm)
Capacity	2000 lb (907 kg)	2000 lb (907 kg)	2000 lb (907 kg)	1600 lb (726 kg)	1600 lb (726 kg)
Ship Weight	22 lb (10 kg)	20 lb (9 kg)	20 lb (9 kg)	13 lb (6 kg)	15 lb (7 kg)

CASTERS

CAT. NO.	UPC NO.	DESCRIPTION
503*	783310280446	4 Swivel
603*	783310234050	2 Rigid, 2 Swivel
703†	783310084204	2 Rigid, 2 Locking Swivel
696*	783310153412	2 Rigid, 2 Swivel
697*	783310891895	4 Swivel

NOTE: Screw/washer kit p/n 50062913 is necessary for mounting 703 casters on boxes other than 3548.

*Each caster set includes (16) 3/8"-16 x 1" self-threading mounting screws.
†Each caster set includes (16) 3/8"-16 x 1" carriage bolts; (16) 3/8"-16 hex nuts; (16) 3/8" lockwashers.

REPLACEMENT PARTS

CAT. NO.	UPC NO.	DESCRIPTION
R 20965	783310209652	Lid Support – (L) Side – Chest box only
R 20966	783310209669	Lid Support – (R) Side – Chest box only
R 08428	783310084280	10 mm Gas Spring Ball Stud Replacement Kit (all Slant/Flat-Tops)
R 53951	783310539513	Gas Springs for 3360 only
R 08427	783310084273	13 mm Gas Spring Ball Stud Replacement Kit (8060 DLX)
R 55294	783310552949	Replacement Gas Spring Kit – Shock and (2) Clips (8060 DLX)
R 01886	783310018865	Replacement Gas Spring Kit for 4872, 4848, 4860, 3648, 3660, & 7060-CFO
R 02867	783310028673	Gas Spring 150 lb w/lock



MATERIAL HANDLING

Greenlee builds dependable material handling equipment you can trust. From wire carts and conduit racks to reel stands and spindles, Greenlee offers rugged material handling solutions that make transporting material easy.

CONTENTS

Wire Stands & Carts	508
– Cable Dispensers	509
– Cable Carts	510
Reel Stands	514
– Jack Stands	514
– Reel Rollers	516
Workstations	517
Conduit & Pipe Carts	519
Parts & Accessories	521



WIRE STANDS & CARTS



9520

Data Cable Caddy

- Width is ideal for large diameter spools of coax, data and communications cable
- Especially handy for 6" (152 mm) wide and up to 19" (483 mm) diameter spools
- Folds down for easy storage
- Pinless design eliminates loose parts

SPECIFICATIONS

Size	21" (533 mm) L x 28-1/2" (724 mm) W x 11-1/2" (292 mm) H
Capacity	Maximum Total Spool Weight: 100 lb (45 kg) Maximum Spool Diameter: 19" (483 mm) Maximum Spool Width: 24.50" (622 mm)
Weight	11 lb (5 kg)

CAT. NO.	UPC NO.	DESCRIPTION
9520	783310012283	Data Cable Caddy





909

6-Spindle Wire Caddy

- All steel welded frame with 6 reel spindles and feeding eye
- Angled spindles keep reels in place without locks and help brake the reel while paying out
- Mobile, two (2) fixed wheels and one (1) that swivels and locks, allow easy movement and control
- Fits through a 30" (762 mm) doorway

SPECIFICATIONS

Size	39" (990 mm) L x 30" (762 mm) W x 31" (787 mm) H
Capacity	Six 2,500' (762 m) spools up to 18" (457 mm) in diameter Maximum Spool Width: 13" (330 mm)
Weight	88 lb (40 kg)

CAT. NO.	UPC NO.	DESCRIPTION
909	783310228752	Wire Dispenser
 35798	783310357988	Swivel Caster (1)
 52285	783310522850	Wheel (2)



9525

Stud Mount Caddy Basket Cable Dispenser

- Fits both 2x4 and 2x6 studs
- Dispense coils of NM-B or armored cable
- Swivel eyelet eliminates tangles

SPECIFICATIONS

Size	29-1/2" (749 mm) H x 20-3/4" (527 mm) W
Max Capacity	100 lb (45.4 kg)
Weight	10.5 lb (4.8 kg)

CAT. NO.	UPC NO.	DESCRIPTION
9525	783310020707	Stud Mount Dispenser



37218

Armored Coiled Cable Dispenser

- Dispense armored cable, flexible conduit, greenfield or NM-B cable fast and easy without twists or tangles
- Base rotates to dispense the cable without over pulling
- Large pulling eye rotates freely and can be used as a carrying handle when the dispenser is empty

SPECIFICATIONS

Size	13-1/2" (343 mm) H x 26" (660 mm) D
Capacity	One 250' (76 m) coil of 14/2, 14/3, 12/2, or 12/3 armored cable or romex
Weight	32 lb (14 kg)

CAT. NO.	UPC NO.	DESCRIPTION
37218	783310372189	Armored Cable Dispenser



9522

Hanging Cable Dispenser

- Hangs virtually anywhere
- Rugged aluminum, steel, and nylon construction
- Collapses for easy storage
- Storage bag included

SPECIFICATIONS

Length Set Up	37-1/2" (953 mm)
Width Set Up	23-1/2" (597 mm)
Capacity	250' of NM or MC cable up to 75 lb
Weight	3-1/2 lb (1.6 kg)

CAT. NO.	UPC NO.	DESCRIPTION
9522	783310126713	Hanging Cable Dispenser







910

Wire Dispenser

- All welded steel construction
- Includes two (2) fixed and two (2) swivel locking heavy-duty casters
- The spool rack consists of ten (10) spindles and an adjustable guide loop, and can be turned 360° independent of the base
- Spindles are angled to contain reels and act as a brake while paying out wire
- Fits through a 32" (812 mm) opening

SPECIFICATIONS

Size	36 – 1/4" (921 mm) L x 31-1/2" (800 mm) W x 59" (1499 mm) H
Capacity	Maximum Total Spool Weight: 1250 lb (567 kg) Maximum Spool Diameter: 18" (457 mm) Maximum Spool Width: 14.2" (361 mm)
Weight	196 lb (89 kg)

CAT. NO.	UPC NO.	DESCRIPTION
910	783310219828	Wire Dispenser
 51488	783310514886	Caster (Rigid)
 35798	783310357988	Caster (Swivel)




9505

Hand Truck / Wire Cart

- Holds up to twelve (12) spools of #12 AWG wire or eight (8) spools of #10 AWG wire
- Pinless design eliminates loose parts
- Four (4) solid steel 1/2" (13 mm) spindles included
- Lay cart flat when dispensing wire, upright for use as hand truck

SPECIFICATIONS

Size	48" (1219 mm) H x 28-1/4" (718 mm) W
Capacity	Maximum Total Spool Weight: 200 lb (90.7 kg) Maximum Spool Diameter: 7.5" (190 mm) Dolly Lift (Maximum): 250 lb (113 kg) Maximum Spool Width: 18" (457 mm)
Weight	32 lb (14 kg)

CAT. NO.	UPC NO.	DESCRIPTION
9505	783310012054	Hand Truck Caddy
 01207	783310012078	Spindle (9505/9510)



9510

Deluxe A-Frame Wire Cart

- Holds up to twenty four (24) spools of #12 AWG wire or sixteen (16) spools of #10 AWG wire
- Folds for easy storage
- Pinless design eliminates loose parts
- Eight (8) solid steel 1/2" (12.7 mm) spindles included

SPECIFICATIONS

Size	48" (1219 mm) H x 28-1/4" (718 mm) W
Capacity	Maximum Total Spool Weight: 400 lb (181 kg) Maximum Spool Diameter: 7.5" (190 mm) Maximum Spool Width: 18" (457 mm)
Weight	47 lb (21 kg)

CAT. NO.	UPC NO.	DESCRIPTION
9510	783310012146	Deluxe A-Frame Mobile Caddy
R 01207	783310012078	Spindle (9505/9510)

Wire Cart

- Large capacity, excellent for storing, transporting or feeding wire
- Save space, use and store vertically or horizontally
- Five (5) strong reel axles with spring clip retainers plus two (2) positions for axle storage allows you to configure for large reels with no loose parts
- Strong, yet lightweight, tubular steel welded construction with rugged 8" (203 mm) wheels
- Will pass through a 28" (711 mm) opening
- Six (6) 2,500' (762 m) spools up to 16" (406 mm) in diameter
- Fifteen (15) 500' (152 m) spools up to 8" (203 mm) in diameter

SPECIFICATIONS

Size	54-1/2" (1384 mm) L x 27" (685 mm) W x 26-1/2" (673 mm) H when horizontal
Capacity	Maximum Spool Weight: 550 lb Maximum Spool Diameter: 16" Maximum Spool Width: 24" (610 mm)
Weight	62 lb (28 kg)



911

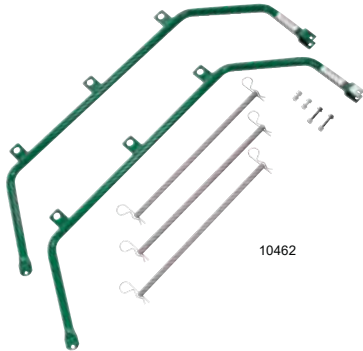
CAT. NO.	UPC NO.	DESCRIPTION
911	783310315186	Wire Cart
A 31523G	783310315230	Reel Shaft for 911 Wire Cart
R 62ABA	783310503033	Hitch Clip



Shown with ExpanderKit 10462



38733



10462

Hand Truck / Wire Cart

- Heavy-duty wheels for durability and easy transporting
- Only 24" (609 mm) wide to fit through narrow doorways
- Comes with five 5/8" (16 mm) diameter reel spindles for storing and dispensing up to fifteen spools of #14 wire
- Storage space for three (3) spindles and clips eliminates loose parts when they are not in use
- Expander kit available to increase capacity by 60%

SPECIFICATIONS

	38733	10462
Size	46" (1168 mm) H 24" (609 mm) W 22-1/2" (571 mm) D	41" (1041 mm) H 12-5/8" (321 mm) W
Weight	58 lb (26 kg) 15.7 lb (7 kg)	15.7 lb (7 kg)

WIRE CAPACITY CHART

NUMBER OF SPOOLS

38733 Wire Cart	With 10462 Expander	Maximum Spool Diameter	Maximum Spool Width	Typical Wire Length
15	24	7" (178 mm)	5-3/8" (137 mm)	500 ft (152 m)
10	16	7" (178 mm)	8" (203 mm)	500 ft (152 m)
3	5	12" (305 mm)	16-3/8" (416 mm)	2,500 ft (762 m)
3	3	14" (356 mm)	16-3/8" (416 mm)	2,500 ft (762 m)
2	2	22" (559 mm)	16-3/8" (416 mm)	1,000 ft (305 m)

CAT. NO.	UPC NO.	DESCRIPTION
38733	783310387336	Hand Truck Wire Cart
A 10462	783310104629	Expander Kit
R 62ABA	783310503033	Hitch Clip
R 38774	783310387749	Spindle (38733)

Cable Reel Transporter

- All steel welded frame with heavy-duty wheels
- Unique design provides easy setup for cable payout
- Handle folds to save space when using as a dispenser

SPECIFICATIONS

Size	63" (1600 mm) L x 29-7/8" (759 mm) W x 26-3/4" (679 mm) H when horizontal
Capacity	Maximum Reel Weight: 300 lb (136 kg) Maximum Reel Diameter: 40" (1016 mm) Maximum Reel Width: 20" (508 mm)
Weight	110 lb (50 kg)

CAT. NO.	UPC NO.	DESCRIPTION
916	783310329350	Cable Reel Transporter
R 33035	783310330356	Spindle for 916 Transporter
R 05630	783310056300	Wheel Kit (2)
R 05631	783310056317	Axle Kit



916

Rope Stands

- Use to organize and rewind rope
- Welded steel with washer and spring clip to hold rope reel on stand

SPECIFICATIONS

	405	406	644	654
Weight	5.2 lb (2.4 kg)	7.8 lb (3.5 kg)	11 lb (5 kg)	32.1 lb (14.6 kg)
Spindle Diameter	1.50" (38 mm)	0.62" (16 mm)	1.50" (38 mm)	1.90" (48 mm)
Maximum Reel Diameter	10"	13"	17"	24"
Maximum Reel Width	6"	9"	16"	19"



654

ROPE DIAMETER

CAT. NO.	UPC NO.	ROPE LENGTH	ROPE DIAMETER							
			3/16" 4.8 mm	1/4" 6.4 mm	3/8" 9.5 mm	1/2" 12.7 mm	9/16" 14.3 mm	5/8" 15.9 mm	3/4" 19.1 mm	7/8" 22.2 mm
405	783310215462	250' (76 m)	X	X	-	-	-	-	-	-
		600' (182 m)	X	-	-	-	-	-	-	-
406	783310215509	300' (91 m)	-	-	X	X	-	-	-	-
		600' (182 m)	-	X	-	-	-	-	-	-
		1,000' (305 m)	X	X	-	-	-	-	-	-
		3,000' (914 m)	-	-	-	-	-	-	-	-
		Conduit Measuring Tape	-	X	X	X	-	-	-	-
644	783310153160	300' (91 m)	-	-	-	-	X	X	-	-
		600' (182 m)	-	-	X	X	X	X	-	-
		1,200' (365 m)	-	-	X	-	-	-	-	-
654	783310343622	300' (91 m)	-	-	-	-	-	-	X	X
		600' (182 m)	-	-	-	-	-	-	-	X

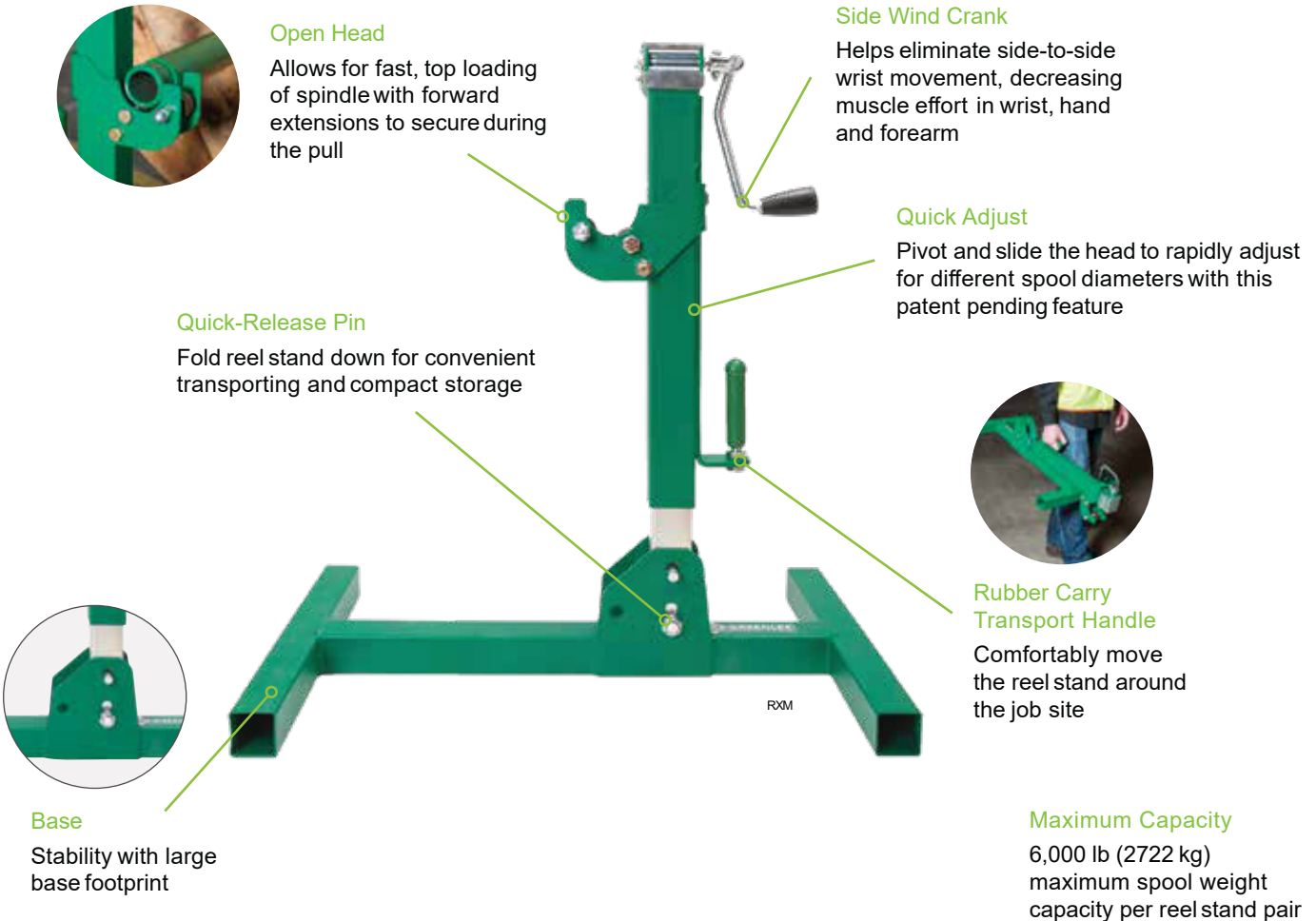


405

See page 225 for rope

RXM REEL STANDS

ELIMINATE LOOSE PIECES AND THE NEED FOR ADDITIONAL TOOLS DURING SETUP



- Open head design removes risk of spindle detachment compared to other open head models
- Side wind crank decreases muscle effort in wrist, hand and forearm
- Easier to use when at max capacity
- Interchangeable left and right usage
- Compact design and weight allow for easy transport

CAT. NO.	UPC NO.	DESCRIPTION
RXM	783310057116	Reel Stand (RXM)
647	783310153214	Spindle, Reel Stand (62") 6,000 lb / 2722 kg
684	783310153757	Spindle, Reel Stand (76") 5,000 lb / 2268 kg

REEL STANDS



683

Screw-Type Reel Stands

- Wide, welded steel base for added stability with four 5/8" mounting holes
- Rollers fit in the spindle groove to keep the spindle in place and turning freely
- Two stands and a spindle are required for a complete setup

SPECIFICATIONS

	683	687
Size	24" x 21" (610 x 533 mm) base, 54" (1372 mm) maximum height	15" x 15" (381 x 381 mm) base, 28" (711 mm) maximum height
Capacity	2,500 lb (1134 kg) each, 46" – 96" (1168 x 2438 mm) reel diameter	2,500 lb (1134 kg) each, 28" – 56" (711 x 1422 mm) reel diameter
Weight	42 lb (19 kg)	22 lb (10 kg)

CAT. NO.	UPC NO.	DESCRIPTION
683	783310153726	ReelStand 22" – 54" (559 – 1372 mm)
687	783310170761	ReelStand 13" – 27" (330 – 711 mm)
A 684	783310153757	Spindle for 683 Reel Stand
A 647	783310153214	Spindle for 687 Reel Stand
R 25591	783310255918	Stop Pin (683: 2; 687: 1)



656

See page 516 for spindles

Ratchet-Type Reel Stand

- Ratchet mechanism to easily raise or lower the height
- Rollers fit in the spindle groove to keep the spindle in place and turning freely
- Two stands and a spindle are required for a complete setup

SPECIFICATIONS

Size	24-1/2" x 23" (622 mm x 584 mm) base, 46-5/8" (1184 mm) maximum height
Capacity	3,750 lb (1701 kg) each 58" – 90" (1473 mm – 2286 mm) reel diameter
Weight	87 lb (39 kg)

CAT. NO.	UPC NO.	DESCRIPTION
656	783310219798	Ratchet ReelStand 28" – 46-5/8" (711 mm – 1184 mm)
A 657	783310219804	Spindle for 656 Reel Stand
R 30291	783310302919	Handle with Grip

Reel Stand Spindles

- Steel spindles with grooves to fit reel stand rollers

SPECIFICATIONS

	647	657	684
Size	2-3/8" diameter x 62" (60 x 1575 mm)	3-1/2" diameter x 100" (89 x 2540 mm)	2-3/8" diameter x 76" (60 x 1930 mm)
Capacity	5,000 lb (2268 kg) 59" (1500 mm) between grooves	7,500 lb (2388 kg) 94" (2540 mm) between grooves	5,000 lb (2268 kg) 73" (1854 mm) between grooves
Weight	42 lb (19 kg)	124 lb (56 kg)	50 lb (23 kg)



647,657,684

Reel Stand Spindles go with Stands (products) on page 515

CAT. NO.	UPC NO.	DESCRIPTION
647	783310153214	Spindle for 687 Reel Stand
657	783310219804	Spindle for 656 Reel Stand (only)
684	783310153757	Spindle for 683 Reel Stand

Reel Rollers


- Heavy-duty welded steel construction
- Built-in loading ramps
- Adjustable to various reel widths and diameters (21" dia. min.)
- Roller locks for unloading
- Side ball rollers for centering
- Fast, convenient ground-level setup for paying out large cable reels

SPECIFICATIONS


	39660	39661	39664	39666
Size	32" (813 mm) L x 34" (864 mm) W, 87 lb (39 kg)	32" (813 mm) L x 11" (279 mm) W, 45 lb (20 kg)	48" (1067 mm) L, 9 lb (4 kg)	32" (813 mm) L x 48" (1219 mm) W, 99 lb (45 kg)
Capacity	2,500 lb (1134 kg) 30" (762 mm) max reel width	2,000 lb (902 kg) per pair, 42" (1067 mm) max reel width	2,000 lb (902 kg) 42" (1067 mm) max reel width	2,000 lb (902 kg) 42" (1067 mm) max reel width



39660



39661

CAT. NO.	UPC NO.	DESCRIPTION
39660	783310396604	Reel Roller, single platform roller
39661	783310396611	Reel Roller, single (two required)
 39664	783310396642	Spreader Kit, two 48" spreader bars
39666	783310396666	Reel Roller Kit, (includes two 39661 rollers and one 39664 spreader kit)

WORKHORSE™

ALL-IN-ONE BENDING & THREADING WORKSTATION

Mounting kits available for: 555® Series Bender (p.156), 854DX Bender (p.155) and 467 Chain Vise (p.184)



Document Holder
Keep your manuals handy in the document holder

Fork Pockets
On all three sides for easy loading and unloading



Security
For your tools and accessories

Brackets
For safer transport of bender, threader, and chain vise

Ergonomic Handle Height
Reduces lower back strain

Stowable Pipe Supports
For use with bend check tray

Cord Wrap
To stay organized



Bend Check Tray
To verify 90 degree bends and measure conduit

8" Casters (6" optional)
For easy mobility



CAT. NO.	UPC NO.	DESCRIPTION
WK100	783310077459	Workhorse™ Bending and Threading Station (includes kit accessories)
B WK100-B	783310078654	Workhorse™ Bending and Threading Bare Cart (excludes all kit and additional accessories)

SPECIFICATIONS

Height, with casters	38" (965.2 mm)
Width	32" (813 mm)
Length	74" (1880 mm)
Weight, WK100	440 lb (199.6 kg)
Weight, WK100-B	390 lb (17.9 kg)

ALL-IN-ONE BENDING & THREADING WORKSTATION



Additional Storage

Open space to store hand tools and accessories



Chain Vise Mounting Kit

Easily install chain vise to secure conduit when cutting or threading



Conduit Checking

Get your pipe off the ground when checking your 90 degree stub-ups and marking measurements



Oil Catch System

Keep a clean work station using the Workhorse™ oil catch system*



Cord Organization

Pass-through holes for increased control and easy electrical cord consolidation



Compatibility

555® Series Bender, 854DX Bender, 467 Chain Vise

KIT ACCESSORIES – INCLUDED WITH WK100

CAT. NO.	UPC NO.	DESCRIPTION
CRSL8	783310078708	8" Caster Kit
MK555	783310077602	555® Bender Series Mounting Brackets
MKTC	783310077565	Threader Mounting Brackets
90BC	783310077619	90 Degree Bend Check Tray
MK467	783310077572	Chain Vise Mount

ADDITIONAL ACCESSORIES AND EQUIPMENT – SOLD SEPARATELY

CAT. NO.	UPC NO.	DESCRIPTION
MK85X	783310077596	854DX / 855GX Bender Mounting Brackets
MKOIL	783310077589	Oil Catch System
CRSL6	783310078685	6" Caster Kit
555CXRS	783310016342	Electric Bender, CX with Single Rigid Shoes
555RSC	783310016328	Electric Bender, Classic with Single Rigid Shoes
854DX	783310026709	Bender, Electric Conduit
855GX	783310125792	Bender, Electric Conduit (855GX)
467	783310273189	Vise and Chain, Packaged

*Threaders Sold Separately

CONDUIT & PIPE CARTS



Conduit & Pipe Storage Rack

- Easily stacks for storage and transportation of multiple units
- High strength steel frame holds up to 1000 lb of material
- Heavy-duty 6" casters (2 rigid, 2 swivel)
- Foldable material trees
- Stacking block securely fits in tree stock to prevent tumbling

SPECIFICATIONS

Capacity	1000 lb (454 kg)
Dimensions	58-1/2" (1486 mm) L x 34" (864 mm) W x 63-1/2" (1613 mm) H
Folded Down	58-1/2" (1486 mm) L x 34" (864 mm) W x 19" (483 mm) H
Weight	113 lb (51 kg)

CAT. NO.	UPC NO.	DESCRIPTION
668	783310153436	Mobile Conduit and Pipe Rack with 603 casters
A 503	783310280446	6" (152 mm) Diameter Caster Set, 4 Swivel
R 603	783310234050	6" (152 mm) Diameter Caster Set, 2 Swivel and 2 Rigid



553

Bent Conduit Cart

- Pull pins – no loose pieces
- Height – adjustable arms to accommodate various conduit offsets
- Foldable and stackable for easy shipping and storage
- Fits through 36" doorways
- Includes 6" high-performance non-marking casters, 2 swivel and 2 rigid

SPECIFICATIONS

Length	56"
Width	34"
Height	18.75" (Folded with casters installed)
Weight	150 lb
Maximum Load Capacity	3,000 lb

CAT. NO.	UPC NO.	DESCRIPTION
553	783310056904	Bent Conduit Cart





36745

Pipe Cart

- Easy, one-person operation saves time and money
- Move standard 20 ft (6.1 m) lengths of pipe
- Large 3" x 12" (76 mm x 305 mm) wheels
- Heavy-duty steel construction for long service life

SPECIFICATIONS

Capacity	20" (508 mm) diameter – 1000 lb (454 kg)
----------	--

CAT. NO.	UPC NO.	DESCRIPTION
36745	783310367451	Pipe Cart
 02182	783310021827	Wheel Replacement Kit (1" axle)
 01133	783310011330	Wheel Replacement Kit (3/4" axle)

PARTS & ACCESSORIES



10"



8"



6"



4"

Casters

SPECIFICATIONS

Size	Surface	Feature
4"	Smooth, hard surfaces	Can rest for long periods without deforming wheels
6"	Smooth, hard surfaces with obstructions	Can rest for long periods without deforming wheels (Optional brake available)
8"	Rough, textured surfaces	Swivel-lock changes from rigid to swivel with ease (Brake included in swivel)
10"	Smooth hard surfaces	Semi-pneumatic tire for outdoor applications

CAT. NO.	UPC NO.	DESCRIPTION
CR4	783310024262	4" Rigid Caster
CS4	783310024279	4" Swivel Caster
CR6	783310024286	6" Rigid Caster
CS6	783310024293	6" Swivel Caster
CSBK	783310024316	6" Caster Brake
CR8	783310025641	8" Ridge Caster
CS8	783310018537	8" Swivel Caster w/ Brake
CRT10	783310018438	10" All Terrain Rigid Caster
CST10	783310018476	10" All Terrain Swivel Caster
R 02532	783310025320	Replacement Caster Hook

Greenlee Green Spray Touch-up Paint

- Trademark "Greenlee" Green for touch up of your Greenlee products
- Closely matches Greenlee painted products including bender and material handling



22618

CAT. NO.	UPC NO.	DESCRIPTION	WEIGHT	
			LB	KG
22618	783310226185	13 oz. (384 ml) Aerosol Can of Greenlee Green Spray Paint	1.2	.5
10378	783310103783	13 oz. (384 ml) Aerosol Can of Greenlee Flat Green Spray Paint*	1.2	.5

Master Lock is a registered trademark of Master Lock Company LLC



#sipacificoindustrial



Servicios Industriales DEL PACÍFICO

ALIADO ESTRATEGICO DE LA INDUSTRIA

Teléfono +52 (664) 975 · 6337

Correo contacto@sipacifico.com.mx

Dirección
Ciruelo s/n, Col. Granja Santa Cecilia C.P. 21386
Mexicali Baja California