



Servicios Industriales
DEL PACÍFICO

CATÁLOGO
2023





TABLE OF CONTENTS

- Hand Tools | 6 – 53
- Knockouts | 54 – 103
- Power Tool Accessories | 104 – 133
 - Cutting | 134 – 147
 - Bending | 148 – 185
 - Fishing | 186 – 199
 - Cable Pulling | 200 – 239
- Wire & Cable Termination | 240 – 367
- Test & Measurement | 368 – 491
- Storage & Material Handling | 492 – 521



CUTTING

Designed for the professional, our cutting solutions are made for high performance and productivity. From large-batch shearing to every day cutting, Greenlee offers a complete lineup of cutting tools built for speed, precision and safety.

CONTENTS

Shear 30T	136
Band Saws	140
Bolt Cutters	141
PVC Cutters	143
Hand Saws	146



SHEAR 30T

MAXIMIZE PRODUCTIVITY. FROM PREPERATION TO JOBSITE.

Quick Die Change System

Easily swap out dies with no tools or loose parts



Automatic Retraction

Retaining spring arm brings back dies into starting position for next cut



Material Rest

Keeps material perpendicular for clean cuts and extended die life



Die Grooves

Ensures the dies are inserted correctly every time



Hydraulic Hose Through-Hole

Securely contains hydraulic hose from the pump to the ram




Powerful 30-Ton Hydraulic Ram

Easily and quickly shears through tough material



Laser-Marked Measuring System

Accurately shear each piece to precise length with movable arm and measuring stop



Hydraulically Powered

Use with Greenlee 980 electric pump or EHP700L11 battery-powered pump

GLSS980KIT002





GREENLEE

Power Team
30 TO

1018 X 1.66
1.66 X 1.66
1.66 X 1.66

STRONG, DURABLE DIES

HIGH-GRADE STEEL ENSURES LONG LIFE



158SSSTRT
Dual-Profile Strut
1-5/8" x 1-5/8" &
1-5/8" x 13/16"



158STRDSTRT
Strut
1-5/8" x 1-5/8"



78SSSTRT
Strut
7/8" x 1-5/8"



1316SSSTRT
Strut
13/16" x 1-5/8"



1458TROD
Threaded Rod
1/4", 3/8", 1/2", 5/8"



158DSTRT
Back to Back Strut
1-5/8" x 3-1/4"



78DSTRT
Back-to-Back Strut
7/8"



1316DSTRT
Back-to-Back Strut
13/16"



4STRT21
Cooper B-Line® Strut
4D21 2-1/8" x 1-1/16"



4STRT22
Cooper B-Line® Strut
4D22 2-1/8" x 2-1/8"



THDR7515
Top-Hat DIN Rail
Combo Die
7.5 mm & 15 mm x 35 mm



GSDR15
DIN Rail – G-Section



3000SSRB
Legrand 3000
Series Raceway
1-15/32" x 2-3/4" (Base)



3000SSRC
Legrand 3000
Series Raceway
2-3/4" (Cover)



GLSSB



GLSS980KIT002



GLSSEHPKIT003

SHEAR 30T KIT OPTIONS

KIT TYPE	BARE KIT	KIT WITH NO PUMP	KIT WITH 980 PUMP	KIT WITH EHP PUMP
CAT. NO.	GLSSB	GLSSKIT001	GLSS980KIT002	GLSSEHPKIT003
UPC. NO.	783310087267	783310082606	783310082613	783310082620
COMPONENTS				
N Shearing Unit	X	X	X	X
N Mobile Cart	X	X	X	X
Measurement Arm	X	X	X	X
N A Dual Profile Strut Die (1-5/8" & 13/16" x 1-5/8")	—	X	X	X
N A Threaded Rod Die (1/4", 3/8", 1/2", 5/8")	—	X	X	X
A 980 Electric Hydraulic Pump	—	—	X	—
A EHP Battery Hydraulic Pump	—	—	—	X

NOTE: See pages 173 – 174 for more information on hydraulic pumps.

OTHER DIE OPTIONS AVAILABLE (SOLD SEPARATELY)

CAT. NO.	UPC. NO.	DESCRIPTION
N A 158SSTRT	783310082255	Dual Profile (1-5/8" & 13/16" x 1-5/8")
N A 1458TROD	783310082293	Threaded Rod (3/8", 1/4", 1/2", 5/8")
N A 4STRT21	783310082279	Cooper B-Line® 4D21 Strut
N A 4STRT22	783310082286	Cooper B-Line® 4D22 Strut
N A 158STRDSTRT	783310088424	Strut – 1-5/8"
N A 1316SSTRT	783310088417	Strut – 13/16"
N A 78SSTRT	783310510123	Strut – 7/8"
N A 158DSTRT	783310082262	Back to Back Strut – 1-5/8"
N A 1316DSTRT	783310510130	Back to Back Strut – 13/16"
N A 78DSTRT	783310510123	Back to Back Strut – 7/8"
N A 3000SSRB	783310037347	Legrand 3000 Series Raceway – 1-15/32" x 2-3/4" (Base)
N A 3000SSRC	783310037354	Legrand 3000 Series Raceway – 2-3/4" (Cover)
N A THDR7515	783310037521	DIN Rail Combo Die – 7.5 mm & 15 mm x 35 mm
N A GSDR15	783310037385	DIN Rail – G Section

BAND SAWS



1399

Heavy-Duty Band Saw

- Cuts up to 8" pipe and 9-1/2" x 11" (241 x 280 mm) tray or duct
- Convertible to wet cutting systems with optional accessories
- Three sawing speeds 76, 141, and 268 feet per minute (23, 43, and 82 meters per minute)
- Converts to vertical in seconds
- Automatic shut-off after cut is complete
- Sturdy wheels for mobility and stability
- Heavy-duty, adjustable hydraulic feed
- Heavy-duty-steel bed with welded steel legs

SPECIFICATIONS

Capacity	Rectangular 9-1/2" x 11" (241.3 x 279.4 mm) Round 9-1/2" Dia. or 8" Pipe (241.3 mm) 45° Angle 5-1/2" (139.7 x 139.7 mm) Vertical Work Table 7-5/8" x 10" (193.7 x 254.0 mm) Throat Height 9-1/2" (241.3 mm) Throat Depth 6-1/4" (158.8 mm)
Dimensions	52" H x 47" L x 27" W (13208 H x 11938 L x 685.8 W mm)
Power Source	1399 – 120 VAC 1/2 Horsepower 1399-22 – 220 VAC
Weight	346 lb (157 kg)
Blade Size	1/2" x .025" x 93" (12.7 mm x 0.64 mm x 2362 mm)

CAT. NO.	UPC NO.	DESCRIPTION
1399	783310319610	9-1/2" x 11: Capacity Mobile Band Saw (241.3 x 279.4 mm)
32322	783310323228	Wet Cutting System for 120VAC 1399
32237	783310322375	Vertical Work Table



399-14A

Band Saw Blades

- Top-quality bi-metal blades feature high-speed steel teeth that can handle tough metals like stainless steel with ease
- Bonded to a tough alloy back for maximum hardness and heat resistance
- Fits most popular models of portable band saws

MOBILE BAND SAW BLADES

CAT. NO.	UPC NO.	DESCRIPTION	TEETH PER INCH
R 399-14A	783310323365	1/2" x .025" x 93" Mobile Band Saw Blade ¹	10/14
R 399-18A	783310323372	1/2" x .025" x 93" Mobile Band Saw Blade ¹	18
R 399-24A	783310323389	1/2" x .025" x 93" Mobile Band Saw Blade ¹	24
R 389-1014-5	783310025931	1/2" x .020" x 44-7/8" Portable Saw Blade	10/14
R 389-1418-5	783310025948	1/2" x .020" x 44-7/8" Portable Saw Blade	14/18
R 389-24-5	783310025955	1/2" x .020" x 44-7/8" Portable Saw Blade	24

¹Use with 1399 (31961)

BOLT CUTTERS



HDFBC18

Heavy-Duty Bolt Cutters with Fiberglass Handles

- Unique cam bolt blade adjustment for easy cutter alignment
- Forged steel blades for long life
- Clevis-mounted blades for greater cutting strength
- Custom rubber grips provide maximum power
- Fiberglass handles are tough and lightweight

CAT. NO.	UPC NO.	DESCRIPTION	CAPACITY	
			RB85	RC40
HDFBC18	783310112778	Heavy-Duty Bolt Cutter with Fiberglass Handles 18 in (457 mm) Long	5/16" (7.9 mm)	7/32" (5.6 mm)
HDFBC24	783310112785	Heavy-Duty Bolt Cutter with Fiberglass Handles 24 in (610 mm) Long	3/8" (9.5 mm)	9/32" (7.1 mm)
HDFBC30	783310112792	Heavy-Duty Bolt Cutter with Fiberglass Handles 30 in (762 mm) Long	1/2" (12.7 mm)	5/16" (7.9 mm)
HDFBC36	783310112808	Heavy-Duty Bolt Cutter with Fiberglass Handles 36 in (914 mm) Long	5/8" (15.9 mm)	11/32" (8.7 mm)
R 11367	783310113676	Blade Unit for HDFBC18	—	—
R 11342	783310113423	Blade Unit for HDFBC24	—	—
R 11344	783310113447	Blade Unit for HDFBC30	—	—
R 11346	783310113461	Blade Unit for HDFBC36	—	—



HDBC42

HDBC24

Heavy-Duty Bolt Cutters

- Unique cam bolt blade adjustment for easy cutter alignment
- Forged steel blades for long life
- Clevis-mounted blades for greater strength
- Custom rubber grips for maximum power






CAT. NO.	UPC NO.	DESCRIPTION	CAPACITY	
			RB85	RC40
HDBC24	783310112730	Heavy-Duty Bolt Cutter – 24 in (610 mm) Long	3/8" (9.5 mm)	9/32" (7.1 mm)
HDBC30	783310112747	Heavy-Duty Bolt Cutter – 30 in (762 mm) Long	1/2" (12.7 mm)	5/16" (7.9 mm)
HDBC36	783310112754	Heavy-Duty Bolt Cutter – 36 in (914 mm) Long	5/8" (15.9 mm)	11/32" (8.7 mm)
HDBC42	783310112761	Heavy-Duty Bolt Cutter – 42 in (1067 mm) Long	3/4" (19.1 mm)	3/8" (9.5 mm)
R 11342	783310113423	Blade Unit for HDBC24	—	—
R 11344	783310113447	Blade Unit for HDBC30	—	—
R 11346	783310113461	Blade Unit for HDBC36	—	—
R 11348	783310113485	Blade Unit for HDBC42	—	—



BC14

Bolt Cutters

- Unique cam bolt blade adjustment for easy cutter alignment
- Forged steel blades for long life
- Clevis-mounted blades for greater strength
- Custom rubber grips for maximum power


CAT. NO.	UPC NO.	DESCRIPTION	CAPACITY	
			RB85	RC40
BC14	783310112679	Standard Bolt Cutter – 14 in (356 mm) Long	1/4" (6.4 mm)	3/16" (4.8 mm)
BC18	783310112686	Standard Bolt Cutter – 18 in (457 mm) Long	5/16" (7.9 mm)	1/4" (6.4 mm)
BC24	783310112693	Standard Bolt Cutter – 24 in (610 mm) Long	3/8" (9.5 mm)	5/16" (7.9 mm)
BC30	783310112709	Standard Bolt Cutter – 30 in (762 mm) Long	1/2" (12.7 mm)	11/32" (8.7 mm)
BC36	783310112716	Standard Bolt Cutter – 36 in (914 mm) Long	5/8" (15.9 mm)	3/8" (9.5 mm)
 11281	783310112815	Blade Unit for BC14	—	—
 11301	783310113010	Blade Unit for BC18	—	—
 11306	783310113065	Blade Unit for BC24	—	—
 11316	783310113164	Blade Unit for BC30	—	—
 11321	783310113218	Blade Unit for BC36	—	—



36587

Threaded Rod Cutter

- Capacity: 1/4"-20 and 3/8"-16 soft steel rod
- One stroke produces clean cut, eliminating the need to grind or file
- Wide base provides stable cutting operation
- Mounting hole allows fast and easy permanent mounting to work table
- Forged steel cutting head and tool steel cutting die for longer life
- Includes:
 - Threaded rod cutter
 - 1/4"-20 Cutting Die Set
 - 3/8"-16 Cutting Die Set

CAT. NO.	UPC NO.	DESCRIPTION
36587	783310365877	Threaded Rod Cutter
 37186	783310371861	1/4"-20 Cutting Die Set
37187	783310371878	3/8"-16 Cutting Die Set

PVC CUTTERS



864

PVC Cutter for up to 1-1/4"

- Cuts up to 1-1/4" schedule 40 PVC
- Ratchet action for fast, easy cutting
- Heat-treated, replaceable steel blade for long cutting life
- Rugged metal alloy frame for durability

CAT. NO.	UPC NO.	DESCRIPTION
864	783310042532	PVC Cutter for up to 1-1/4"
R 00355	783310003557	Blade Kit



865

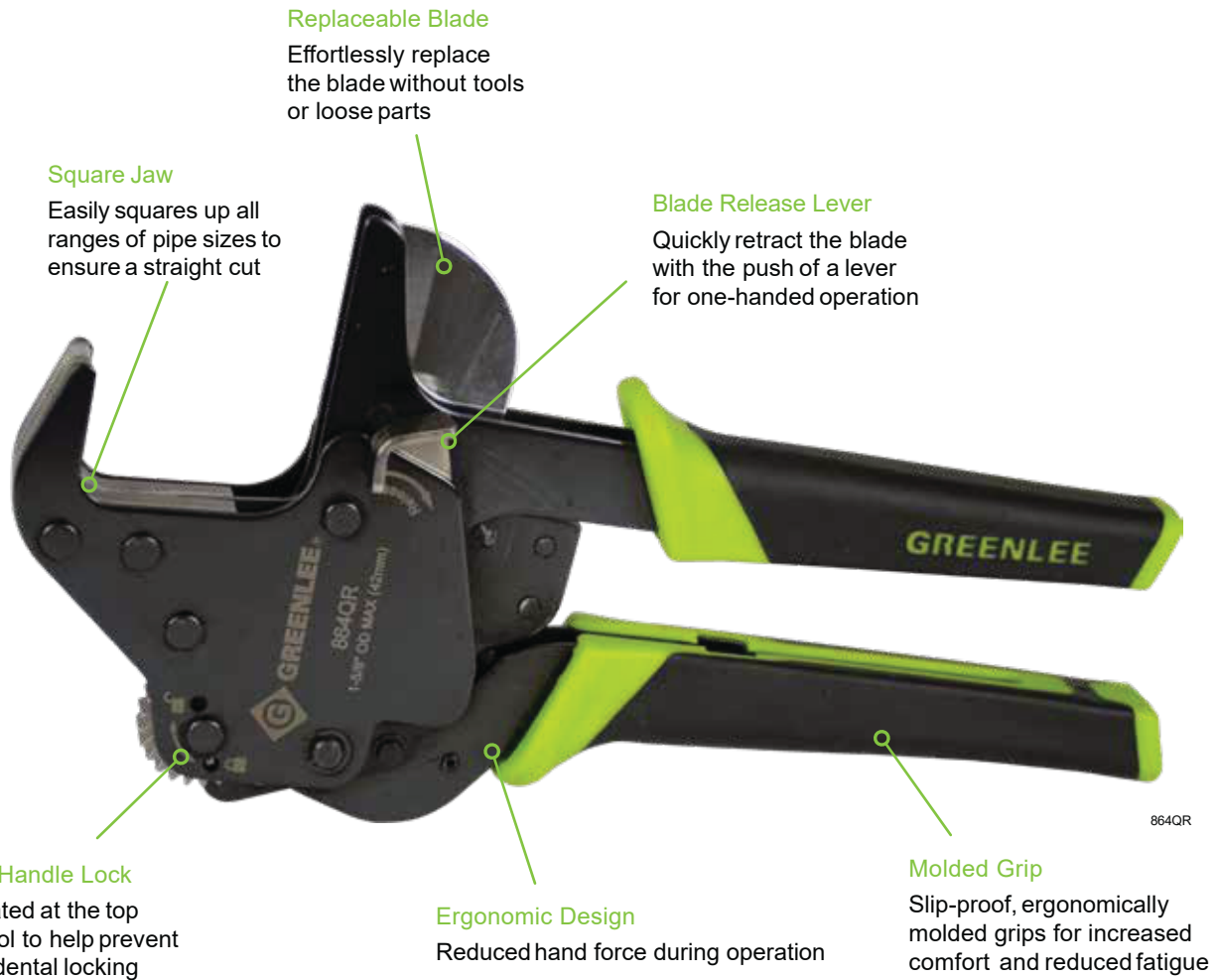
PVC Cutter for up to 2"

- Cuts up to 2" schedule 40 PVC
- High-leverage compound ratchet action and long handles reduce effort
- Heavy-duty metal frame for cutting large diameters
- Replaceable steel blade may be sharpened

CAT. NO.	UPC NO.	DESCRIPTION
865	783310098652	PVC Cutter for up to 2"
07978	783310079781	Blade
R 07982	783310079828	Pressing Spring
R 07987	783310079873	Ratchet Spring

PVC CUTTER

EASIER CUTTING WITH LESS FORCE



CAT. NO.	UPC NO.	DESCRIPTION
N 864QR	783310080428	PVC Cutter
N R 864QRBL	783310079798	Blade Replacement (864QR)

SPECIFICATIONS	
Cutting Capacity:	1-5/8" O.D.PVC
Length:	9"
Width:	5"
Weight:	1.35 lb (0.61 kg)



GREENLEE

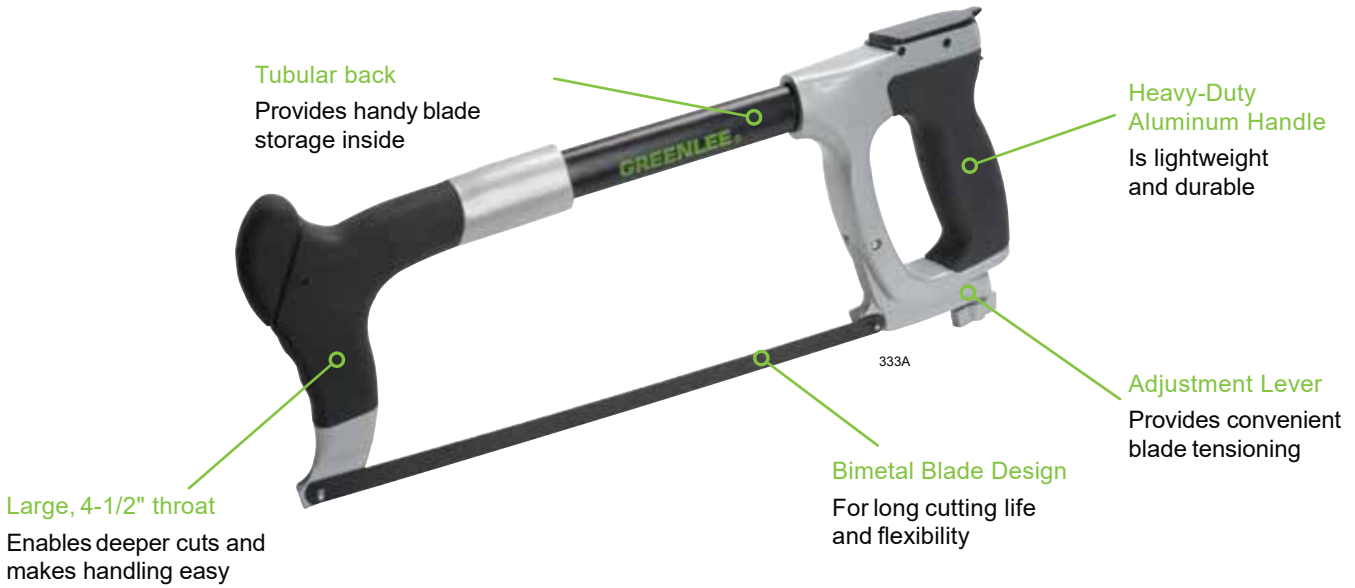
864QR

1-5/8" OD MAX (42mm)

Release

GREENLEE

HAND SAWS



SPECIFICATIONS

Capacity	12" (304.8 mm) Blade
Weight	1.4 lb (0.7 kg)

12" HACK SAW

CAT NO.	UPC NO.	DESCRIPTION
333A	783310236351	12" (305 mm) Heavy-Duty Hack Saw

REPLACEMENT HACK SAW BLADES

CAT NO.	UPC NO.	DESCRIPTION	QTY. PER PK.
333-1218	783310100379	12" (305 mm) Bi-metal Blade, 18 Teeth Per Inch	5
333-1224	783310100386	12" (305 mm) Bi-metal Blade, 24 Teeth Per Inch	5
333-1232	783310100393	12" (305 mm) Bi-metal Blade, 32 Teeth Per Inch	5



Keyhole / Jab Saw

- Integrated blade and handle design provides maximum strength
- Ergonomic handle with non-slip grip
- Hardened steel blade with clog-free teeth
- Pointed tip easily punches through drywall for plunge cuts
- Blade cuts on both push and pull strokes
- Hole in handle may be used for lanyard or convenient storage

CAT. NO.	UPC NO.	DESCRIPTION	WEIGHT
301A	783310236412	6" Keyhole Saw	.27 lb



Retractable Saw Set

- Cuts drywall, wood, conduit, metal, PVC and plastics
- 6" blade retracts into the handle for convenience and safety
- Accepts most 6" (or shorter) standard reciprocating saw blades and jab saw blades
- Ergonomically designed handle allows force to be applied both on the push and pull stroke
- Built-in blade storage area can hold 2 additional blades
- Adjustable blade can be used at any length or the 3 hard stops can be used for aggressive sawing
- Jab blade and a bi-metal blade included

CAT. NO.	UPC NO.	DESCRIPTION	WEIGHT
311	783310131106	Retractable Saw Set	.35 lb
R 311-JAB	783310719458	Jab Blades	—



PVC Saws

- "V" tooth design enables straight cuts on both push and pull saw strokes
- Sharpenable blade
- Pointed blade nose makes drywall surface penetration easy
- Ergonomic handle is interchangeable with most popular PVC saw brands

CAT. NO.	UPC NO.	DESCRIPTION	BLADE LENGTH
322-013	783310001133	PVC Saw	13" (330 mm)

NOTE: See pages 29 – 30 for additional cutting tools.

B-Line is a registered trademark of Cooper Technologies Company



#sipacificoindustrial



Servicios Industriales DEL PACÍFICO

ALIADO ESTRATEGICO DE LA INDUSTRIA

Teléfono +52 (664) 975 · 6337

Correo contacto@sipacifico.com.mx

Dirección
Ciruelo s/n, Col. Granja Santa Cecilia C.P. 21386
Mexicali Baja California